



[Download Arm Translation Installer V1.1](#)



API Demos



Browser



Calculator



Camera



Checkins




Clock




Custom Locale



Dev Settings



Dev Tools



[Download Arm Translation Installer V1.1](#)



All you need to do is be patient and login to Google Play Store and update all of installed app.. There will be an another dialog to let you know that the flashing process is done.

1. [arm translation installer v1.1](#)
2. [arm translation installer v1.1.zip](#)
3. [installer translation](#)

You need to reboot the virtual device now but we don't suggest to just close the virtual device and relaunch it once again since it may leads to some weird behaviour.. Congratulations, Google Play Services are now available on your Genymotion virtual device.. This tutorial is based on How To Download & Install ARM translation v1 1 zip for Genymotion and How to fix INSTALL_FAILED_CPU_ABI_INCOMPATIBLE error.. But CyanogenMod's gapps is compiled in ARM That's the reason why we can't just simply install gapps on Genymotion.. You did it all right This error happens because the installed gapps is just too old and didn't match the latest ROM Genymotion provided.

arm translation installer v1.1

arm translation installer v1.1, arm translation installer, arm translation installer v1.1.zip, xatab installer translation, installer translation, babylon translation software offline installer, qt installer framework translation, installer translation english, installer russian translation, qt installer translation, installer translation spanish, installer translation to arabic, installer translation to french, translation of installeren [Enterprise Drivers License](#)

And also don't forget to update Google Play Services as well It should be notified through the device's notification area after your pressed the Update All button in Google Play Store.. To install, download and then drop&drop the downloaded file to an opened Genymotion virtual device.. To make it works, we need to install an ARM Translation which will let those ARM apps be able to run on this x86 virtual device. [Ishow Laser Software Driver Download](#)



API Demos



Browser



Calculator



Camera



Checkins




Clock




Custom Locale



Dev Settings



Dev Tools



[Spectrum Loading And Crack Growth](#)

arm translation installer v1.1.zip

[Fundamentals Of Communication Systems Proakis Pdf Free Download](#)

Step 1: Install ARM Translation - The secret behind Genymotion's fluidness is its ROM is compiled to x86 to match the most popular computer's CPU Architecture.. Anyway it is not a problem anymore since there is some simple steps to do to make Google Services be available on Genymotion with some help from CyanogenMod's gapps.. Due to Genymotion's fluidness and ease of use, it now becomes the most popular android emulator allows android developers to test their app directly on their computer. [Unduhan Aplikasi Android Apk Cepat Untuk](#)

installer translation

[Office 2008 For Mac Full Download](#)

Reboot the virtual device once again Adb reboot After the virtual device is booted up, you will notice that Google Play services has stopped problem will keep popping up like this: Don't be surprised and don't panic.. A by-product of this installation is you are also able to run the app compiled in ARM on Genymotion as well.. After file transferring is done, there will be a confirmation dialog like below Just simple click OK to flash it on virtual device.. On Genymotion emulator which makes us developer not be able to test those functionalities that use Google Services for example GCM Push Notifications or Google Maps.. You might need to relaunch for a few times before it can boot up Step 2: Install gapps - Before we go on to the next step, you need to download the flashable zip of gapps by your virtual device's Android version:,,,,,, And then drop&drop the downloaded file to a virtual device like previous and go through the flashing process.. To make it done completely find, you need to reboot the device through command line like this: adb reboot In case you accidentally close the virtual device, don't be panic.. However, it still lacks of Google Services just like Google Play Store, Google Maps, etc. 773a7aa168 [How To Write A Persuasive Essay Format College Resume Maker For Mac](#)

773a7aa168

[Ge Smart Connection Center Panel](#)